



QUARTERLY PHYSICAL REPORT OF OPERATION


As of March 31, 2024

Department : Presidential Communications Office (PCO)
Agency : National Printing Office
Operating Unit : < not applicable >
Organization Code (UACS) : 25 004 0000000

Particulars	UACS CODE	Physical Target (Budget Year)					Physical Accomplishment (Budget Year)					Variance	Remarks
		1st Quarter	2nd Quarter	3rd Quarter	4th Quarter	Total	1st Quarter	2nd Quarter	3rd Quarter	4th Quarter	Total		
1	2	3	4	5	6	7	8	9	10	11	12	13	14
NATIONAL PRINTING PROGRAM	3101000000000000												
OO : Responsive and self-sustaining printing operations achieved													
Outcome Indicators													
1. Ratio of cost operating expense against revenue / Income		1:1	1:1	1:1	1:1	1:1	1:1						
2. Amount and percentage increase of revenue income		P110,000,000	P110,000,000	P110,000,000	P110,000,000	P440,000,000/10%	200,516,044.03/82%				200,516,044.03		Physical target is based on the weighted average of revenue targets from FY 2021 to FY 2023.
3. Net income		P13,750,000	P13,750,000	P13,750,000	P13,750,000	P55,000,000	-10,761,148.64				-10,761,148.64		
Output Indicators													
1. Number of printing work orders completed		370	370	370	370	1,480	393				393		
2. Percentage of accuracy and completeness of printing work		95%	95%	95%	95%	95%	106%				106%		For the 1st Qtr. of FY 2024 there is an increase of 10.39% in the completed WOE.
3. Percentage of printing work orders delivered on time		95%	95%	95%	95%	95%	106%				106%		

Prepared By:

LEAH P. DELA CRUZ
OIC, Financial Management Division
Date:

In coordination with:

ENGR. NEIL L. MACARAEG
Acting Chief, Production, Planning & Control Division
Date:

Approved By:

BENAYO P. ACOSTA
Director IV
Date:

Note: Variance of Physical Accomplishment vis-à-vis Physical Target will be Indicated on the 2nd Quarter Report.