

SUMMARY OF APPROPRIATIONS, ALLOTMENTS, OBLIGATIONS, DISBURSEMENTS AND BALANCES BY OBJECT OF EXPENDITURES
As of the Quarter Ending December 31, 2014

FAR No. 1-A

Department : Presidential Communication Operations Office
 Agency : NATIONAL PRINTING OFFICE
 Operating Unit :
 Organization Code (UACS) : 25 004 00 00000
 Funding Source Code (as clustered) : 101

X	Current Year Appropriations
	Supplemental Appropriations
	Continuing Appropriations

Particulars	UACS CODE	Appropriations	Alotments	Current Year Obligations					Current Year Disbursements					Balances			
		Authorized Appropriation	Allotments Received	1st Quarter Ending March 31	2nd Quarter Ending June 30	3rd Quarter Ending Sept. 30	4th Quarter Ending Dec. 31	Total	1st Quarter Ending March 31	2nd Quarter Ending June 30	3rd Quarter Ending Sept. 30	4th Quarter Ending Dec. 31	Total	Unreleased Appropriations	Unobligated Allotment	Unpaid Obligations (15-20) = (23+24)	
1	2	3	6	11	12	13	14	15=(11+12+13+14)	16	17	18	19	20=(16+17+18+19)	21=(5-10)	22=(10-15)	23	24
SUMMARY																	
A. AGENCY SPECIFIC BUDGET																	
Personnel Services		68,865,000	68,865,000	32,692,852	33,904,618	2,255,692	0	68,853,162	32,257,754	33,693,530	2,901,878	0	68,853,162		11,838	(0)	0
Salaries and Wages - Regular																	
Basic Salary - Civilian	50101010 01	53,155,000	53,155,000	26,119,199	25,120,956	1,912,345		53,152,500	25,756,508	25,021,202	2,374,790	0	53,152,500		2,500	0	
Basic Pay - Military/Uniformed Personnel																	
Salaries and Wages - Contractual																	
Other Compensation																	
Personnel Economic Relief Allowance (PERA)																	
PERA - Civilian	50102010 01	5,328,000	5,328,000	2,653,454	2,552,582	121,964	0	5,328,000	2,618,044	2,424,848	285,108	0	5,328,000		0	(0)	
Representation Expenses	50102020 00	390,000	390,000	173,000	186,250	30,750	0	390,000	186,500	172,750	30,750	0	390,000		0	0	
Transportation Allowance	50102030 01	390,000	390,000	173,000	186,250	30,750	0	390,000	186,500	172,750	30,750	0	390,000		0	0	
Clothing and Uniform Allowance	50102040 01	2,190,000	2,190,000	2,185,000		5,000	0	2,190,000	2,185,000		5,000	0	2,190,000		0	0	
PIB -Productivity Incentive Bonus	50102080 01	876,000	876,000	832,116		42,365	0	874,481	811,519		62,962	0	874,481		1,519	0	
Cash Gift	50102160 01	1,095,000	1,095,000		1,081,500	13,386		1,094,886		1,081,500	13,386		1,094,886		114	0	
Year End Bonus	50102140 01	4,322,000	4,322,000		4,224,280	95,986		4,320,266		4,224,280	95,986		4,320,266		1,734	0	
Pag-ibig Contributions	50103020 01	267,000	267,000	132,883	130,500	3,146	0	266,529	132,883	130,500	3,146	0	266,529		471	0	
PhilHealth Contributions	50103030 01	585,000	585,000	292,500	292,500	0	0	585,000	292,500	292,500	0	0	585,000		0	0	
ECIP	50103040 01	267,000	267,000	131,700	129,800	0	0	261,500	88,300	173,200	0	0	261,500		5,500	0	
Maintenance & Other Operating Expenses		9,493,000	9,493,000	5,013,083	4,463,037	0	0	9,476,120	4,818,511	4,652,283	5,326	0	9,476,121		16,880	(0)	0
Traveling Expenses	50201000 00																
Traveling Expenses - Local	50201010 00	91,000	91,000	15,179	45,259			60,439	15,179	42,241	3,019		60,439		30,561	0	
Training and Scholarship Expenses	50202000 00		0												0		
Training Expenses	50202010 00	25,000	25,000	319,250	7,000			326,250	319,250	7,000			326,250		(301,250)	0	
Scholarship Grants/Expenses	50202020 00		0					0					0		0	0	
Supplies and Materials Expenses	50203000 00		0												0		
Office Supplies Expenses	50203010 00	405,000	405,000	407,945	300,491			708,436	399,545	308,891			708,436		(303,436)	0	
Fuel, Oil and Lubricants Expenses	50203090 00	87,000	87,000	92,855	64,799			157,654	92,855	64,799			157,654		(70,654)	0	
Other Supplies and Materials Expenses	50203990 00	243,000	243,000	304,910	200,595			505,505	223,898	281,607			505,505		(262,505)	0	
Utility Expenses	50204000 00		0					0					0		0	0	
Water Expenses	50204010 00	466,000	466,000	198,779	231,769			430,548	198,779	231,769			430,548		35,452	0	

2,201,980
8,351,772


SUMMARY OF APPROPRIATIONS, ALLOTMENTS, OBLIGATIONS, DISBURSEMENTS AND BALANCES BY OBJECT OF EXPENDITURES
As of the Quarter Ending December 31, 2014

Department : Presidential Communication Operations Office
 Agency : NATIONAL PRINTING OFFICE
 Operating Unit :
 Organization Code (UACS) : 25 004 00 00000
 Funding Source Code (as clustered) : 101

X	Current Year Appropriations
	Supplemental Appropriations
	Continuing Appropriations


Particulars	UACS CODE	Appropriations Authorized Appropriation	Allotments Allotments Received	Current Year Obligations					Current Year Disbursements					Balances				
				1st Quarter	2nd Quarter	3rd Quarter	4th Quarter	Total	1st Quarter	2nd Quarter	3rd Quarter	4th Quarter	Total	Unreleas ed Appropri ations	Unobligat ed Allotment	Unpaid Obligations (15-20) = (23+24)		
				Ending March 31	Ending June 30	Ending Sept. 30	Ending Dec. 31		Ending March 31	Ending June 30	Ending Sept. 30	Ending Dec. 31				Due and Demanda ble	Not Yet Due and Demanda ble	
1	2	3	6	11	12	13	14	15=(11+12+13+14)	16	17	18	19	20=(16+17+18+19)	21=(5-10)	22=(10-15)	23	24	
Other MOOE	50299000 00		0												0	0	0	
Advertising	50299010 00	50,000	50,000	40,284	37,177			77,461	33,178	44,283				77,461		(27,461)	0	
Transportation & delivery	50299040 00	1,350,000	1,350,000											0		1,350,000	0	
Subscription	50299070 00	3,000	3,000	1,520	5,872			7,392	1,520	5,872				7,392		(4,392)	0	
<i>Continue down to the last object of expenditure...</i>														0				
Capital Outlays														0				
II. Automatic Appropriations		6,300,000	6,300,000	3,085,228	3,214,773	0	0	6,300,000	3,085,228	3,214,772	0	0	6,300,000		(0)	0	0	
Retirement & Life Insurance Premiums	50103010 00	6,300,000	6,300,000	3,085,228	3,214,773			6,300,000	3,085,228	3,214,772				6,300,000		(0)	0	
Other Personnel Benefits		9,043,071	9,043,071	804,228	2,716,620	2,304,921	3,217,294	9,043,063	679,135	2,841,713	2,304,921	3,217,294	9,043,063		8	(0)	-	
Terminal Leave	50104030 01	9,043,071	9,043,071	804,228	2,716,620	2,304,921	3,217,294	9,043,063	679,135.00	2,841,713	2,304,921	3,217,294	9,043,063		8	(0)		
III. Special Purpose Fund (Please specify)		6,933,000	6,933,000	0	4,704,000	0	2,120,000	6,824,000	0	4,704,000	0	2,120,000	6,824,000		109,000	0	0	
MPBF-PS PEI	50102990 12	2,120,000	2,120,000				2,120,000	2,120,000				2,120,000	2,120,000		0			
MPBF PBB	50102990 00	4,813,000	4,813,000		4,704,000.00			4,704,000		4,704,000			4,704,000		109,000	0		
GRAND TOTAL		100,634,071	100,634,071	41,595,390	49,003,047	4,560,613	5,337,294	100,496,345	40,840,628	49,106,298	5,212,125	5,337,294	100,496,346		137,726	0	0	

Certified Correct:



BUENAVENTURA G. GONZALES, JR.
 Acting Budget Officer

Date:

Recommending Approval:


RAUL S. NAGRAMPA
 Asst. Director, concurrent Head of Finance

Approved by:


EMMANUEL C. ANDAYA, CEO VI
 Acting Director